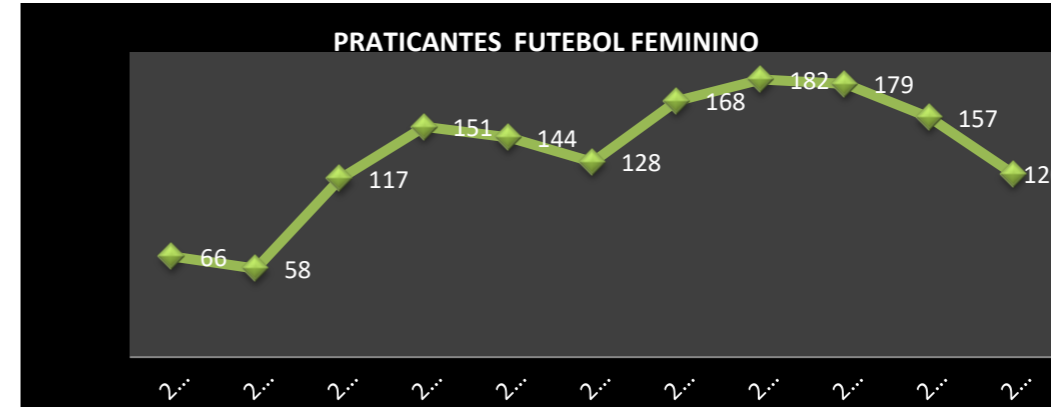
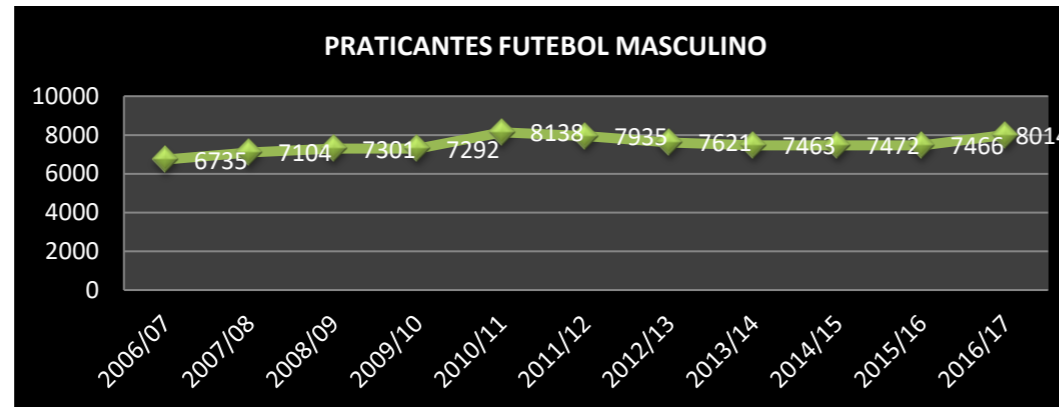
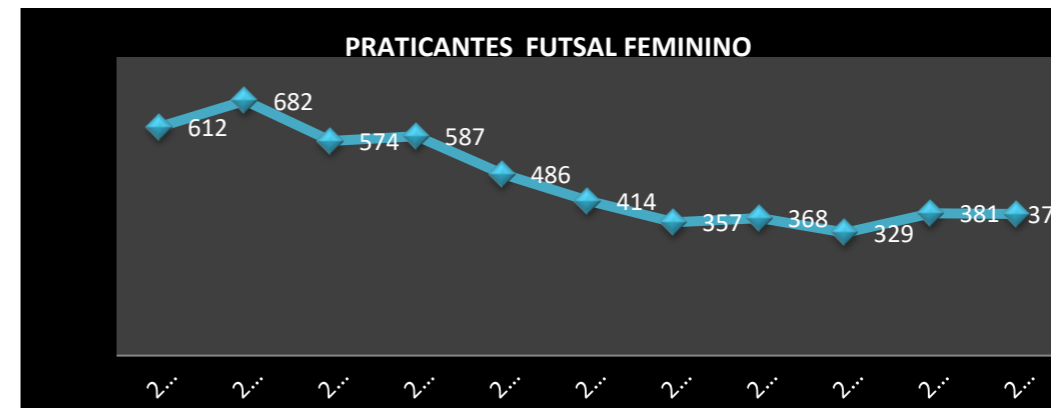
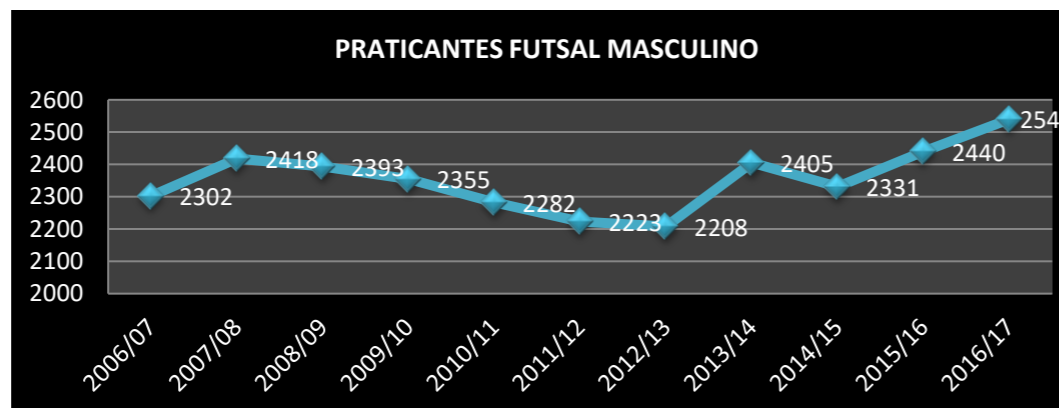


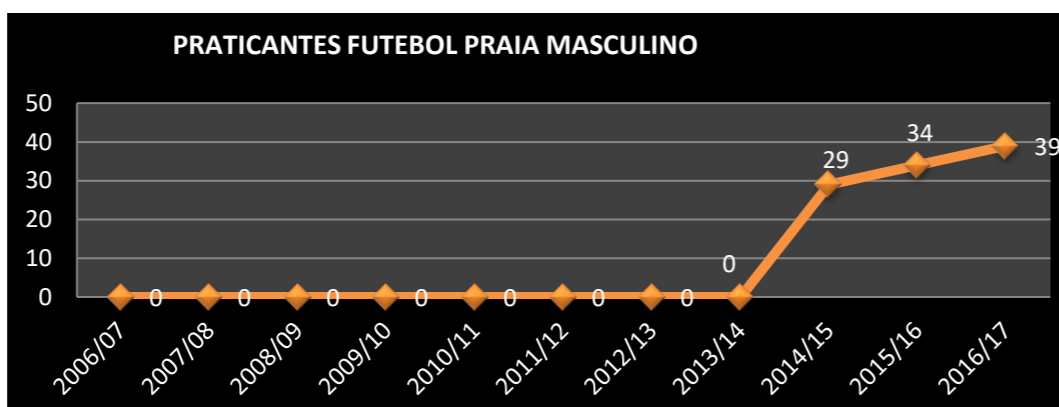
FUTEBOL	Época	Masc.	Fem.
	2006/07	6735	66
	2007/08	7104	58
	2008/09	7301	117
	2009/10	7292	151
	2010/11	8138	144
	2011/12	7935	128
	2012/13	7621	168
	2013/14	7463	182
	2014/15	7472	179
	2015/16	7466	157
2016/17	8014	120	



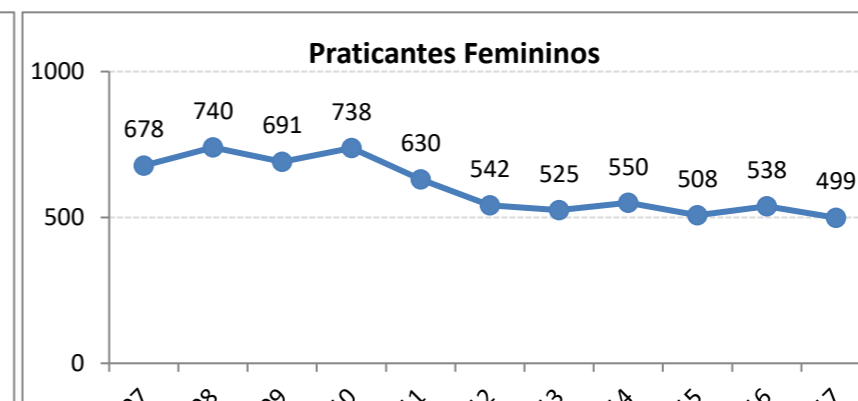
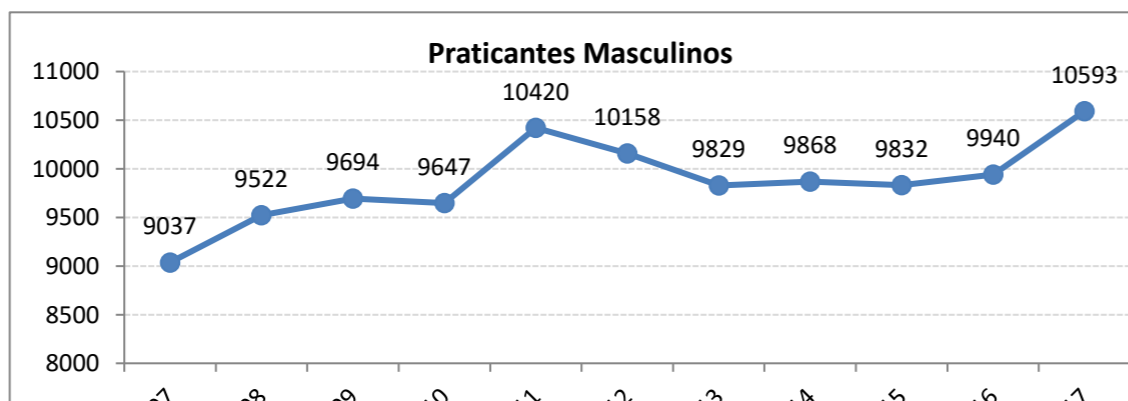
FUTSAL	Época	Masc.	Fem.
	2006/07	2302	612
	2007/08	2418	682
	2008/09	2393	574
	2009/10	2355	587
	2010/11	2282	486
	2011/12	2223	414
	2012/13	2208	357
	2013/14	2405	368
	2014/15	2331	329
	2015/16	2440	381
2016/17	2540	379	



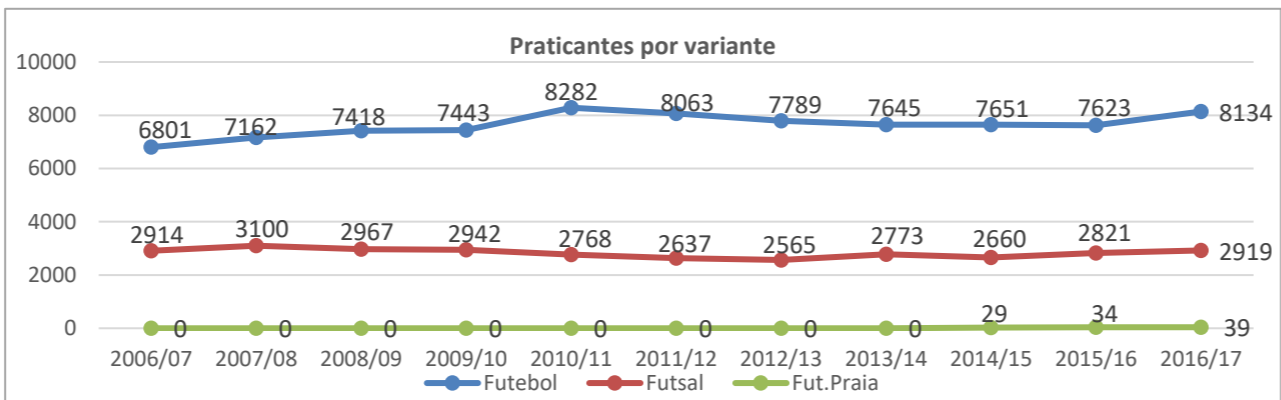
FUTEBOL PRAIA	Época	Masc.	Fem.
	2006/07	0	0
	2007/08	0	0
	2008/09	0	0
	2009/10	0	0
	2010/11	0	0
	2011/12	0	0
	2012/13	0	0
	2013/14	0	0
	2014/15	29	0
	2015/16	34	0
2016/17	39	0	



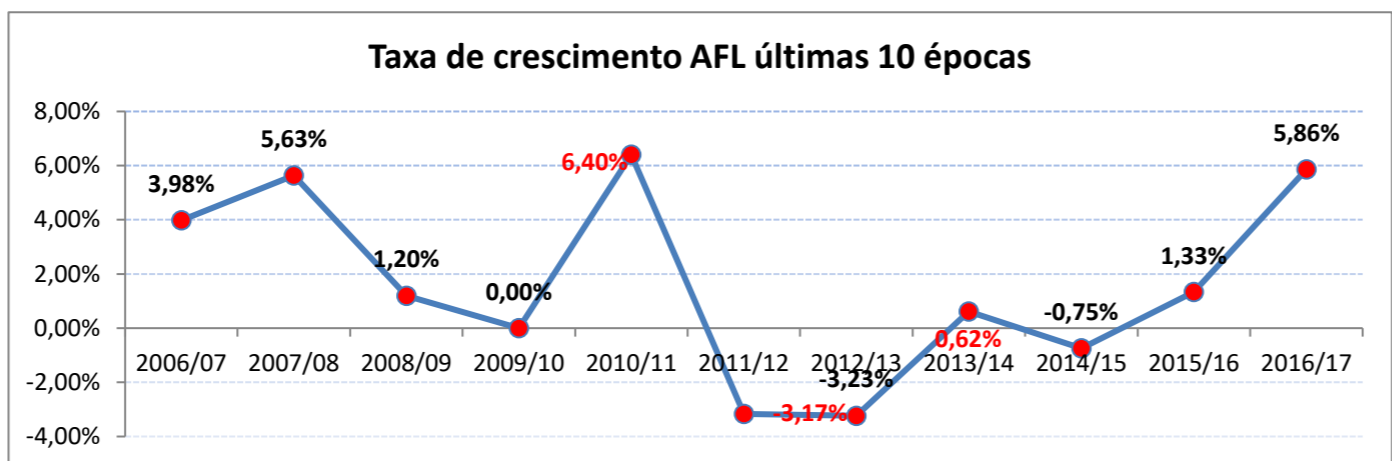
GÉNERO	Época	Masc.	Fem.
	2006/07	9037	678
	2007/08	9522	740
	2008/09	9694	691
	2009/10	9647	738
	2010/11	10420	630
	2011/12	10158	542
	2012/13	9829	525
	2013/14	9868	550
	2014/15	9832	508
	2015/16	9940	538
2016/17	10593	499	



VARIANTE	Época	Futebol	Futsal	Fut.Praia
	2006/07	6801	2914	0
	2007/08	7162	3100	0
	2008/09	7418	2967	0
	2009/10	7443	2942	0
	2010/11	8282	2768	0
	2011/12	8063	2637	0
	2012/13	7789	2565	0
	2013/14	7645	2773	0
	2014/15	7651	2660	29
	2015/16	7623	2821	34
2016/17	8134	2919	39	



TAXA CRESC. AFL	Época	N.º jog.	%
	2006/07	9715	3,98%
	2007/08	10262	5,63%
	2008/09	10385	1,20%
	2009/10	10385	0,00%
	2010/11	11050	6,40%
	2011/12	10700	-3,17%
	2012/13	10354	-3,23%
	2013/14	10418	0,62%
	2014/15	10340	-0,75%
	2015/16	10478	1,33%
2016/17	11092	5,86%	



RELAÇÃO AFL/FPF	Época	N.º AFL	N.º FPF	% AFL / FPF
	2006/07	9715	137867	7,05%
	2007/08	10262	143339	7,16%
	2008/09	10385	145409	7,14%
	2009/10	10385	149368	6,95%
	2010/11	11050	154720	7,14%
	2011/12	10700	154410	6,93%
	2012/13	10354	153848	6,73%
	2013/14	10418	157123	6,63%
	2014/15	10340	162981	6,34%
	2015/16	10478	168658	6,21%
2016/17	11092	177031	6,27%	

